

Steam Filters Utilities

Filter Cartridges



Steam filtration is often neglected or regarded as an add on to liquid or gas filtration applications.

It is however, a specific application and should be treated with the same level of importance as air, gas and liquid systems if longer filter lifetimes and overall system cost-effectiveness are to be achieved.

The quality of steam used within food and dairy industries has been raised higher on the agenda in an ever increasing number of companies. Minimum acceptable standards are now being quoted on a more regular basis with particular reference to 'culinary grade' steam. Steam serves several purposes in the food and beverage industry. It is critical that this steam is of a high quality to ensure effective and continuous operation of the process.

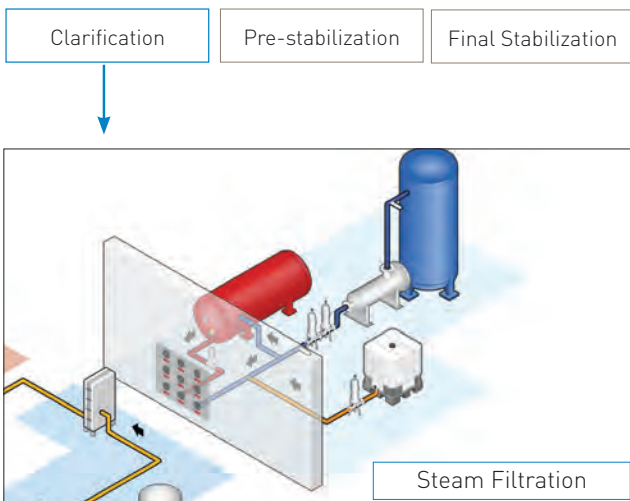
Features

- Robust all welded 316L stainless steel construction
- 'JUMBO' filter configuration ensures maximum utilization of pipework capacity
- Available in culinary grade 1 micron absolute

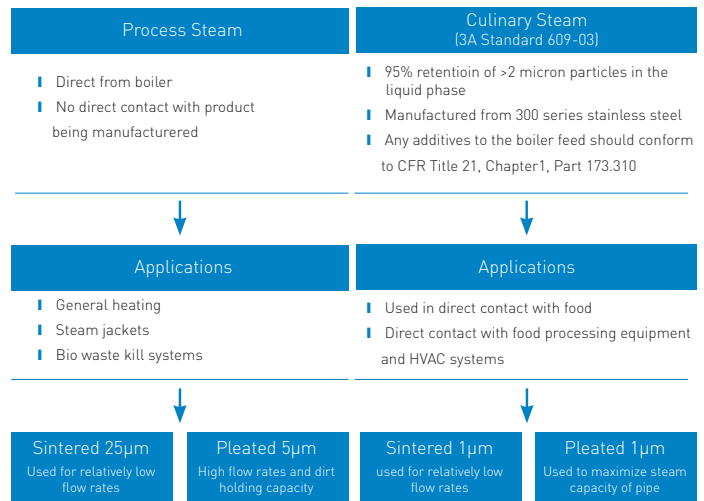
Benefits

- Long service life under extreme conditions
- Reduced operational cost
- Assures performance to 3A standard

Filtration Stage



Which filter for which application?



Specifications - Pleated

Materials of Construction

■ Filtration Media:	316L Stainless Steel
■ Inner Support Core:	316L Stainless Steel
■ Outer Protection Cage:	316L Stainless Steel
■ End Caps:	316L Stainless Steel
■ Standard o-rings/gaskets:	EPDM (Standard) Silicone and Viton <i>(options available)</i>

Effective Filtration Area (EFA)

10" (250 mm) 0.15 m² (1.61 ft²)

Housing Materials of Construction

■ Material:	316L Stainless Steel
■ Surface Finish	
Single Internal:	Electropolished Ra 0.8
Single External:	Mechanical Polish (Commercial Bright)
Jumbo Internal:	Upstream - Beadblast Outlet Assembly - Finished 180 grit
Jumbo External:	Beadblast
■ Vent / Drain	
Single / Jumbo:	1/4" BSPP Female Thread
■ Seal Material:	EPDM Aseptic Seal

Housing Design Pressure and Temperature

Single:	16 barg (232 psig) @ 200 °C (392 °F)
Jumbo:	7 barg (101 psig) @ 170 °C (338 °F)

Recommended Operating Conditions

The maximum differential pressure in direction of flow (outside to in) is 10 barg (145.03 psig).

The maximum differential pressure in direction of flow (in to outside) is 2 barg (29.00 psig).

The maximum recommended continuous operating temperature range is -75 °C (-103 °F) to +200 °C (392 °F).

Note: Temperature dependant on o-ring compound

Figure	Housing Code	Connection Size	Capacity Kg / hr @ 1 barg	Overall Height	Replacement Filter Code
1	HBAHP01KY	1.5" (38.1 mm)	<100 mbar or 40 m / sec	14.8" (376 mm)	ZCHS-K-...C
	HBAHP011C	2" (50.8 mm)	150	20.7" (526 mm)	ZCHS-1-...C
2	VISCE-01J-D	3" (50.8 mm)	280	30.0" (763 mm)	ZCHS-J-...3
2	VISCE-01J-E	4" (101.6 mm)	750	35.2" (895 mm)	ZCHS-J-...4
2	VISCE-03J-G	6" (152.4 mm)	1300	41.2" (1049 mm)	3 x ZCHS-J-...3
2	VISCE-03J-H	8" (203.2 mm)	2300	48.7" (1237 mm)	3 x ZCHS-J-...4
			3750		

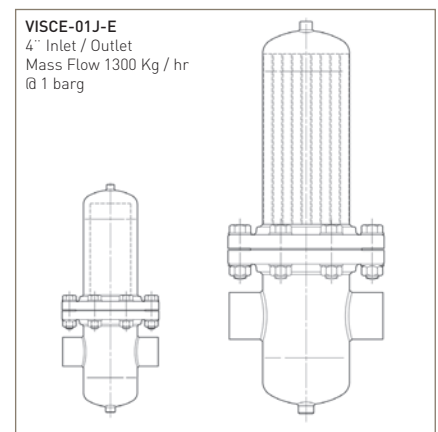
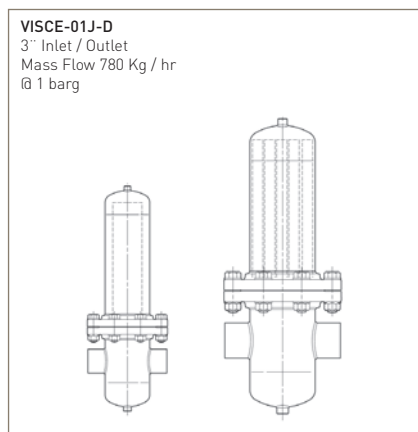
Note: For efficient steam distribution it is recommended that steam velocities are restricted to 25 m / sec⁻¹. For more information on the HBA range, please contact Parker domnick hunter.

Correction Factors

To use the table above, the steam flow rates must be at 1 barg (14.50 psig). For system flows at different line pressures, divide the system flow by the correction factor to find the equivalent flow @ 1 barg (14.50 psig).

Steam Pressure	0	1	2	3	4	5	6	7	8	9	10
Correction Factor	0.5	1.0	1.5	2.0	2.5	3.0	3.5	4.0	4.5	5.0	5.5

Table showing the relative system size difference between pleated cartridges left and sintered cartridges right.



Steam Filters Utilities

Filter Cartridges



Specifications - Sintered

Materials of Construction

- Filtration Media:** Sintered Stainless Steel (316L)
- End Caps:** 316L Stainless Steel
- Standard o-rings/gaskets:** EPDM (Standard)
Silicone and Viton® (options available)

Recommended Operating Conditions

The maximum differential pressure in direction of flow (outside to in) is 10 barg (145.03 psig).

The maximum differential pressure in direction of flow (in to outside) is 5 barg (72.51 psig).

The maximum recommended continuous operating temperature range is -75 °C (-103 °F) to +200 °C (392 °F).

Note: Temperature dependant on o-ring compound

Housing Materials of Construction

- Material:** 316L Stainless Steel
- Surface Finish:**
 - Internal: Electropolished Ra 0.8
 - External: Mechanical Polish (Commercial Bright)
- Vent / Drain:** 1/4" BSPP Female Thread (Supplied with Plug)
- Seal Material:** EPDM Aseptic Seal

Housing Design Pressure and Temperature

16 barg (232 psig) @ 200°C (392°F)

1	Figure	Housing Code	Connection Size	Capacity Kg / hr @ 1 barg		Overall Height	Replacement Filter Code
				1 µm	25 µm		
	1	HBAHP01KY	1.5" (38.1 mm)	21	45	14.8" (376 mm)	ZCSSK-...C
	1	HBAHP011C	2" (50.8 mm)	40	160	20.7" (526 mm)	ZCSS1-...C
	1	HBAHP012C	2" (50.8 mm)	82	280	30.5" (776 mm)	ZCSS2-...C

Note: For efficient steam distribution it is recommended that steam velocities are restricted to 25 m / sec⁻¹. For more information on the HBA range, please contact Parker domnick hunter.

Correction Factors

To use the table above, the steam flow rates must be at 1 barg (14.50 psig). For system flows at different line pressures, divide the system flow by the correction factor to find the equivalent flow @ 1 barg (14.50 psig).

Steam Pressure	0	1	2	3	4	5	6	7	8	9	10
Correction Factor	0.5	1.0	1.5	2.0	2.5	3.0	3.5	4.0	4.5	5.0	5.5

Ordering information

ZCSS [] - [] []

Code	Length	Code	Nominal Micron Rating Steam	Code	End Cap (10")
B	2.5" (65 mm)	001	1.0 µm (Culinary)	B	dh DOE
A	5" (125 mm)	025	25.0 µm	C	226 Bayonet
K	5" (125 mm)				
1	10" (250 mm)				
2	20" (500 mm)				
3	30" (750 mm)				
4	40" (1000 mm)				

All cartridges supplied as single items

ZCHS [] - [] [] []

Code	Length	Code	Nominal Micron Rating Steam	Code	End Cap (10")
B	2.5" (65 mm)	001	1.0 µm (Culinary)	B	dh DOE
A	5" (125 mm)	005	5.0 µm	C	226 Bayonet
K	5" (125 mm)			3	3" JUMBO
1	10" (250 mm)			4	4" JUMBO
2	20" (500 mm)				
3	30" (750 mm)				
J	JUMBO				

All cartridges supplied as single items

SINTERED Stainless Steel Retrofit Cartridge Part Numbers - 1.0 µm & 25 µm

Parker domnick hunter Cartridge Retrofit Cartridge	DS-R 3/1	DS-R 3/1.4	DS-R 4/1.5	DS-R 4/2.5	DS-R 5/2.5	DS-R 5/3	DS-R 10/3	DS-R 15/3	DS-R 20/3	DS-R 30/3	DS-R 30/5				
	GS3/1	GS3/1.5	GS4/1.5	GS4/2.5	GS5/2.5	GS5/3	GS10/3	GS15/3	GS20/3	GS30/3	GS30/5				
	SS3/1	SS3/1.5	SS4/1.5	SS4/2.5	SS5/2.5	SS5/3	SS10/3	SS15/3	SS20/3	SS30/3	SS30/5				
Parker domnick hunter Cartridge Retrofit Cartridge	DS-R 02/05	DS-R 02/10	DS-R 03/05	DS-R 03/10	DS-R 04/10	DS-R 04/20	DS-R 05/20	DS-R 05/25	DS-R 07/25	DS-R 07/30	DS-R 10/30	DS-R 15/30	DS-R 20/30	DS-R 30/30	DS-R 30/50
	GS02/05	GS02/10	GS03/05	GS03/10	GS04/10	GS04/20	GS05/20	GS05/25	GS07/25	GS07/30	GS10/30	GS15/30	GS20/30	GS30/30	GS30/50
	SS02/05	SS02/10	SS03/05	SS03/10	SS04/10	SS04/20	SS05/20	SS05/25	SS07/25	SS07/30	SS10/30	SS15/30	SS20/30	SS30/30	SS30/50
Parker domnick hunter Cartridge Retrofit Cartridge	PDS-R 02/05	PDS-R 02/10	PDS-R 03/05	PDS-R 03/10	PDS-R 04/10	PDS-R 04/20	PDS-R 05/20	PDS-R 05/25	PDS-R 07/25	PDS-R 07/30	PDS-R 10/30	PDS-R 15/30	PDS-R 20/30	PDS-R 30/30	PDS-R 30/50
	P-GS02/05	P-GS02/10	P-GS03/05	P-GS03/10	P-GS04/10	P-GS04/20	P-GS05/20	P-GS05/25	P-GS07/25	P-GS07/30	P-GS10/30	P-GS15/30	P-GS20/30	P-GS30/30	P-GS30/50
	P-SS02/05	P-SS02/10	P-SS03/05	P-SS03/10	P-SS04/10	P-SS04/20	P-SS05/20	P-SS05/25	P-SS07/25	P-SS07/30	P-SS10/30	P-SS15/30	P-SS20/30	P-SS30/30	P-SS30/50

Specifications - Sintered retrofit cartridges

Materials of Construction

- Filtration Media: Sintered Stainless Steel (316L)
- End Caps: 316L Stainless Steel
- Standard o-rings/gaskets: EPDM (Standard)
Silicone and Viton®
(options available)

Recommended Operating Conditions

The maximum differential pressure in direction of flow (outside to in) is 10 barg (145.03 psig).

The maximum differential pressure in direction of flow (in to outside) is 5 barg (72.51 psig).

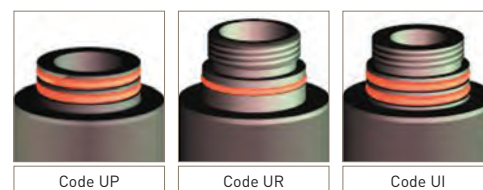
The maximum recommended continuous operating temperature range is -75 °C (-103 °F) to +200 °C (392 °F).

Note: Temperature dependant on o-ring compound

Ordering Information

SINTERED retrofit cartridges

Code	Micron	Code	Length [Nominal]	Code	Diameter [Nominal]	Code	End Cap [10"]
P	1 micron	02	2" [65 mm]	05	1"	UP	2 x o-ring
S	25 micron	03	3" [125 mm]	10	1"	UR	1 x o-ring & thread
<i>All cartridges supplied as single items</i>							
		04	4" [125 mm]	20	2"	UI	2 x o-ring & thread
		05	5" [250 mm]	25	2.5"		
		07	7" [500 mm]	30	3"		
		10	10" [750 mm]	50	5"		
		15	15" [750 mm]				
		20	20" [750 mm]				
		30	30" [750 mm]				



Description	L	D	Diagram	Description	L	D	Diagram	Description	L	D	Diagram
ZP/ZS 0310 UR	88	40		ZP/ZS 0210 UP	-			ZP/ZS 0205 UI	75	35	
ZP/ZS 0315 UR	88	40		ZP/ZS 0310 UP	86	35		ZP/ZS 0210 UI	93	35	
ZP/ZS 0415 UR	124	40		ZP/ZS 0305 UP	-	-		ZP/ZS 0305 UI	89	35	
ZP/ZS 0425 UR	125	54		ZP/ZS 0410 UP	114	35		ZP/ZS 0310 UI	93	35	
ZP/ZS 0525 UR	152	54		ZP/ZS 0420 UP	117	40		ZP/ZS 0410 UI	121	35	
ZP/ZS 0530 UR	148	76		ZP/ZS 0520 UP	141	40		ZP/ZS 0420 UI	127	40	
ZP/ZS 1030 UR	269	76		ZP/ZS 0525 UP	141	54		ZP/ZS 0520 UI	151	40	
ZP/ZS 1530 UR	405	76		ZP/ZS 0725 UP	193	54		ZP/ZS 0725 UI	151	54	
ZP/ZS 2030 UR	532	76		ZP/ZS 0730 UP	196	76		ZP/ZS 0725 UI	203	54	
ZP/ZS 3030 UR	784	76		ZP/ZS 1030 UP	269	76		ZP/ZS 0730 UI	206	76	
ZP/ZS 3050 UR	774	130	ZP/ZS 1530 UP	396	76	ZP/ZS 1030 UI	279	76			
			ZP/ZS 2030 UP	523	76	ZP/ZS 1530 UI	406	76			
			ZP/ZS 3030 UP	775	76	ZP/ZS 2030 UI	533	76			
			ZP/ZS 3050 UP	775	76	ZP/ZS 3030 UI	785	76			
						ZP/ZS 3050 UI	785	130			

Viton® is a registered trademark of DuPont Performance Elastomers L.L.C..



FILCO spol. s r.o.
Dvorská 464/103, CZ-503 11 Hradec Králové, tel.: +420 495 436 233, info@filco.cz,
www.filco.cz

Parker donnick hunter has a continuous policy of product development and although the Company reserves the right to change specifications, it attempts to keep customers informed of any alterations. This publication is for general information only and customers are requested to contact our Process Filtration Sales Department for detailed information and advice on a products suitability for specific applications. All products are sold subject to the company's standard conditions of sale.

DS_FBG_19_01/14 Rev. 1B